

Cleaning - Protecting - Maintaining

Granite -indoors-

Instructions for polished, honed and brushed surface finishes

The term granite is also often used for gneiss, gabbro, quartzite, and similar hard stones. All these types of stone are very resistant, their sensitivity to staining, however, differs widely. As with all other natural materials, the correct treatment is essential to maintaining the appearance and beauty of these stones.

Overview of the 3 Steps *for more detailed instructions, please refer to Page 2*

1

Initial cleaning of newly installed surfaces *used surfaces: Page 2*

Lithofin MN Builders' Clean removes general builders' dirt and cement residues.



Coverage:
1Ltr./50 m²



Dilute product 1:10 with water.



Wipe over the surface with the solution.



Rinse well with plenty of clear water.



Allow the surface to dry.

Please note: always test in an inconspicuous area prior to use. Some hard (silicate) stones react sensitively to acidic cleaners.

Necessary equipment: bucket, mop and scrubbing brush, squeegee or wet-and-dry vacuum

2

Protecting against stains *initial cleaning of used surfaces: Page 2*

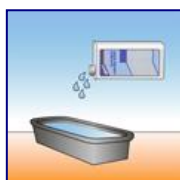
Lithofin MN Stain-Stop protects against oil and water and simplifies maintenance.



Coverage:
1Ltr./25m²



Please note.



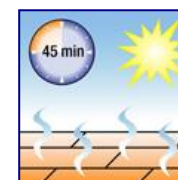
Pour product in basin or bucket.



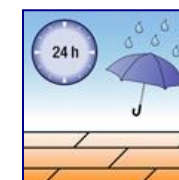
Evenly apply the product twice, using a lamb's wool applicator or roller.



Distribute then completely remove excess product, streaks and puddles.



Allow to dry. Do not walk on surface for approx. 45 minutes.



Protect from water for 24 hours.

Necessary equipment: bucket or basin, lamb's wool applicator or micro-fibre mop, cloth.

3

Regular maintenance *additional information: Page 2*

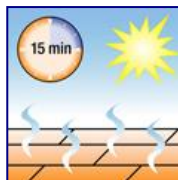
Use Lithofin MN Wash & Clean or Lithofin EASY-CARE regularly for well maintained surfaces.



Add one squirt (20ml) to one bucket of water.



Wipe surface with solution. Do not rinse.



Allow to dry. Do not walk on surface during drying time.

Necessary Equipment: bucket, mop

1 Cleaning and refurbishing used or extremely dirty surfaces

Before treating used surfaces, the stone must be thoroughly cleaned. All deposits and care product residues must be removed from the surface and from the pores.

- Dilute Lithofin MN Power-Clean up to 1:3 with water, generously apply with a scrubbing brush or a cloth and allow the solution to work for 5 to 10 minutes.
- Scrub well with either a scrubbing brush or machine and wait 5 more minutes.
- Add water while brushing, then remove solution by wiping or vacuuming.
- Rinse well with clear water until all product residues are gone from the surface.

Allow the surface to dry for several days before applying the protective treatment.

Other, stubborn types of dirt

oil, grease, care product residues	Lithofin MN Power-Clean
tar, wax, varnish, sealants	Lithofin WAX-OFF
deeply engrained oil stains	Lithofin OIL-EX
calcium deposits	Lithofin MN Builders' Clean

2 Additional information about protective treatments

As an alternative to Lithofin MN Stain-Stop, Lithofin STAINSTOP >W< (water based) can also be used. Both products have been tested by independent labs and do not pose any health concerns on surfaces where food is handled.

Please Note:

- **Test the product in an inconspicuous area prior to use.** Wet or non-absorbent surfaces cannot be treated.
- Impregnators can only be used on completely dry surfaces, otherwise the product will not penetrate.
- Carefully and completely remove product residues before drying. Residues can no longer be removed once dry.
- Some types of stone may become darker after treatment. The slip resistance of the floor is not or only very slightly affected. In commercial situations, a pendulum test is required.

Please Note:

△ Hard and silicate stones are mostly resistant to acid. Some types (e.g. Blue Pearl, Bahia blue, some Chinese stones, etc.) react by discolouring or becoming dull. Always make a trial application before using acidic cleaners.

△ Please follow the detailed instructions for use on the product labels.

If you require advice or are in any way unsure
about these instructions, please call our
Technical Support Line at (01962) 732126.

This information should be considered to be informal and non-binding.
The products must be used according to local conditions and materials.
Instructions must be read carefully and followed closely. Always test the
product in an inconspicuous area.

Your LITHOFIN-Dealer:

■ The Professional Solution

Distribution in UK and Ireland:

CASDRON Enterprises Ltd. · Alresford, Hampshire SO24 9QF · Phone: +44 (0)1962 732 126 · Fax +44 (0)1962) 735 373
Manufactured in Germany by: LITHOFIN AG · 73240 Wendlingen · e-mail: info@lithofin.de www.lithofin.co.uk